

**Kevothermal[®]
Thermal Insulation
Flooring System**



NOW IT'S EASY TO TAKE A STEP TO A BETTER ENVIRONMENT

Kevothermal® Thermal Insulation Flooring System is the off-the-shelf insulation solution for both new and existing floors.

Created from Vacuum Insulation Panels (VIPs), Kevothermal® Thermal Insulation Flooring System offers a dramatically superior insulation performance, with the additional benefit of taking up to 5 times less space when compared with traditional PUR solutions.

Today's demanding construction sector requires product availability with minimal lead times. Historically, VIPs have been a made-to-measure product with lead times of weeks rather than days. Now, with Kevothermal® Thermal Insulation Flooring System's 5 standard sizes, VIP insulation can be available immediately, enabling your project to proceed with minimal disruption.

In short, Kevothermal® Thermal Insulation Flooring System can help both your project efficiency and the environment.

Benefits of Sealed Air's Kevothermal® Thermal Insulation Flooring System



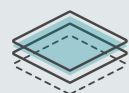
The best thermal insulation flooring system on the market



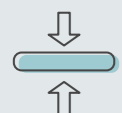
High-performing off-the-shelf Vacuum Insulation Panels (VIPs) in 5 sizes



Easy installation with exceptional insulative standards




Suitable for retro-fit on existing floors or new build projects



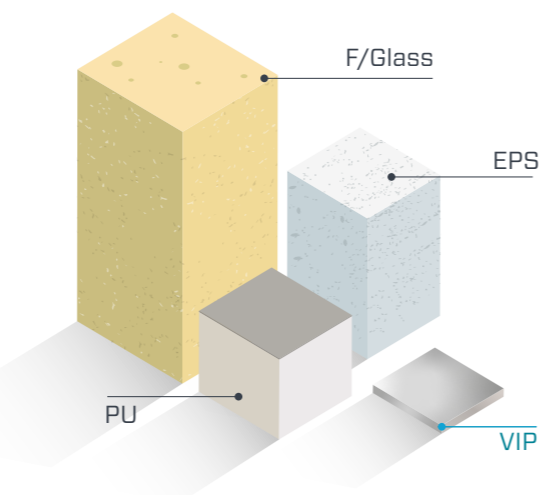
Space saving – 5x thinner than other insulation products

TECHNICAL DATA

PANEL SIZES:




INSULATION PERFORMANCE COMPARISON:



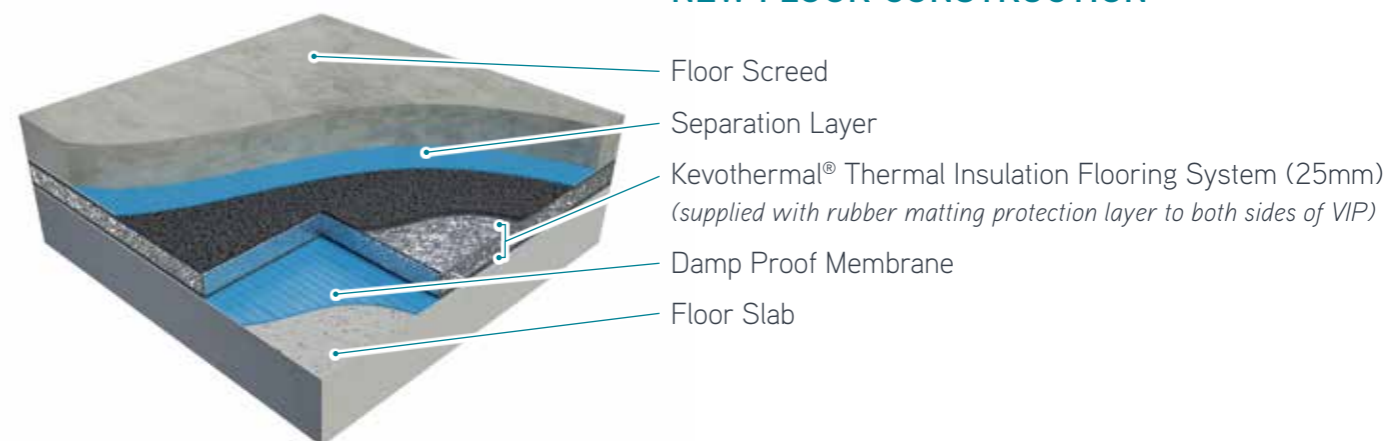
PANEL THICKNESS: 25mm

KEVOTHERMAL® THERMAL INSULATION FLOORING SYSTEM
THERMAL CONDUCTIVITY: 0.004W/mK (centre of panel tested value)



Kevothermal® Thermal Insulation Flooring System In Use

NEW FLOOR CONSTRUCTION




EXISTING FLOOR UPGRADE



9 STEPS FOR EASY INSTALLATION

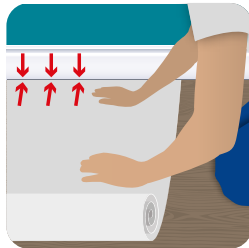
- 1** Place your order and our approved insulation partner will provide - Kevothermal® Insulation Panels , recommended protection layers, plan and design service



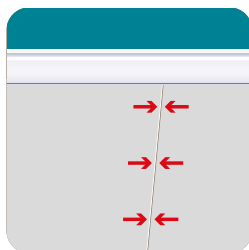
- 2** Once you have received your Kevothermal® Thermal Insulation Flooring System, ensure the area to be insulated is free from any sharp objects and sweep thoroughly to remove all loose debris.



- 3** Using the recommended protection layers place or roll out as indicated by our approved insulation partner




- 4** Tape together any joints in the protection layer to prevent movement when laying out the Kevothermal® thermal Insulation flooring system



- 5** If any PU filler strips are recommended, place as indicated. This will provide your starting point for laying the Kevothermal® Thermal Insulation Flooring System panels.


NOTE: the size of these PU filler strips will be specified by the approved partner.




- 6** Using the floor-plan provided by our approved insulation partner, start laying the Kevothermal® Thermal Insulation Flooring System panels, taking care to exactly replicate the plan.

NOTE: It is important to work from a foot board to prevent damage to the Kevothermal® Thermal Insulation Flooring System panels.

DO NOT walk directly on the panels!




- 7** Once all Kevothermal® Thermal Insulation Flooring System panels have been laid, the remaining PU filler strips should be cut and positioned in any gaps around the wall/floor edges.



- 8** Where there are obstructions to the path of the Kevothermal® Thermal Insulation Flooring System panels these should be in-filled with the relevant thickness of PU insulation.


NEVER cut the Kevothermal® Thermal Insulation Flooring System panels, to fit gaps



- 9** Roll a secondary layer of 3mm skim foam across the Kevothermal® panels as protection, taping the joints as before.

You are now ready to lay your chosen floor surface, according to manufacturer's instructions.

Remember to work from a protective foot board.



Sealed Air®
BRAND PROTECTIVE PACKAGING

KEVOTHERMAL™

Kevothermal Ltd
Unit G, Moreton Business Park,
Moreton-on-Lugg,
Herefordshire, HR4 8DS
United Kingdom

T: +44 (0) 1432 760 200
E: kevothermal.emea@sealedair.com
www.kevothermal.co.uk

The information on this brochure is intended as general information and no representation or warranty is expressly or impliedly given as to its accuracy, completeness or correctness. It does not constitute part of a legal offer or contract.

© Sealed Air Corporation 2021 All rights reserved.



KTIF-EN 06/21